


















Charmed

The charmed program was developed with the intention of celebrating successes! Activities working toward certain life skill goals will have a charm associated with them. The goal is to reward and celebrate, true effort, independence and mastery. Charms should be earned when a child has demonstrated a deep understanding, mastered and/or worked on the activity consistently over time. Mentors use their judgement on when a charm has been earned and present it to their mentee.

	Emotional Awareness		Grooming Demonstrates knowledge of all brush names and proper order, consistently and independently
	Healthy Relationships		Join Up Can move horse through upward and downward transitions, change direction and Join Up consistently and independently
	Responsibility		Gardening
	Self Regulation		Hoof Picking
	Self- Esteem		Building
	Independence		The Basics
	Obstacle Course		Trail Master

	<p>Body Language- Bronze</p> <p>Can identify without prompting horse body language and what it means.</p>
	<p>Body Language - Silver</p> <p>Can identify without prompting the cause of the horse's body language whether it's them, or the environment.</p> <p>Example. When I brush here, he swishes his tail, meaning he's annoyed.</p> <p>Example: I see the whites of his eyes when we drag the hose by him, he is nervous.</p>
	<p>Body Language- Gold</p> <p>Identifies consistently and without prompting horse body language and responds appropriately.</p> <p>Example: I see the whites of his eyes when we drag the hose by him, he's nervous, let's wait to do the hose.</p> <p>Example: He pinned his ears back when we passed that other horse, let's make more room for him next time we pass.</p>