



Professional Association of Therapeutic  
Horsemanship International

# FACT SHEET 2023

## About PATH Intl.

About PATH Intl. PATH Intl. was formed in 1969 as the North American Riding for the Handicapped Association to promote equine-assisted services (EAS) for individuals with special needs. Since that time, the association's work to credential professionals and accredit centers has expanded, as have the categories of individuals served EAS. Through the work of 794 member centers and more than 3,928 professionals credentialed through PATH Intl., 46,629 children and adults, including more than 5,200 veterans, find a sense of health, wellness, a sense of independence and fun through EAS. Member centers range from small, one-person programs to large operations with several credentialed instructors and licensed therapists. In addition to horseback riding, a center may offer any number of EAS such as hippotherapy, carriage driving, interactive vaulting, trail riding, competition and more. Through a wide variety of educational resources, the association helps individuals start and maintain successful programs. There are 39,317 volunteers, 5,911 equines and thousands of contributors from all over the world making a difference in people's lives.

Founded in 1969

## Mission Statement

We lead the advancement of professional equine-assisted services by supporting our members and stakeholders through rigorously developed standards, credentialing and education.

## Vision Statement

To ensure universal recognition of professional equine-assisted services and their transformative impacts that enrich lives.

# 2022 PATH Intl. Statistics

Data valid as of 12/2/22 based on 529 centers reporting statistics

TOTAL  
CENTER  
MEMBERS

**794**



Premier Accredited Centers ..... **253**  
Not-for-Profit Centers ..... **541**

TOTAL  
INDIVIDUAL  
MEMBERS

**3928**

TOTAL PATH INTL.  
CERTIFIED PROFESSIONALS

**4864**

Certified Driving Instructors ..... **72**  
Certified Vaulting Instructors ..... **29**  
Certified Equine Specialists  
in Mental Health and Learning .. **943**  
CTRI ..... **3595**  
Advanced ..... **201**  
Master ..... **24**

TOTAL CENTER  
EMPLOYEES

**3024**



Total Number of Full Time Employees .. **1348**  
Total Centers Offering Internships. .... **290**  
Total Number of Center Volunteers. . **38,994**  
Total Value\* of Volunteer Hours  
..... **\$2,218,376,458**  
Average # of employees..... **5.71**  
Average # of volunteers ..... **73.71**

\*The value of volunteer hours is based on the number of volunteers X center reported volunteer time X 29.95 as stated by independent sector.

TOTAL EQUINES



**5386**


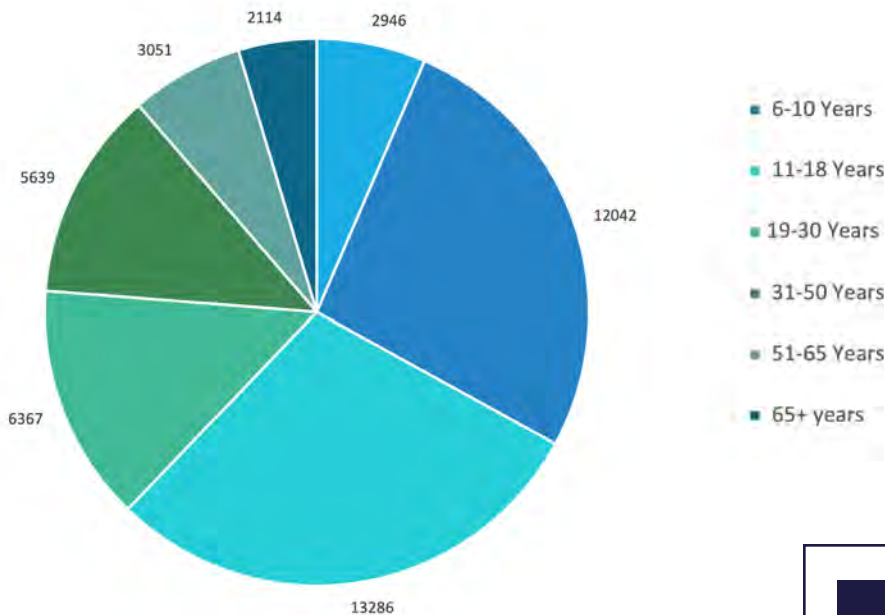
**4042** Horses, **756** Ponies, **378** Minis,  
**118** Donkeys, **27** Mules, **65** Mustangs



# PATH INTL. CENTERS OFFERING SPECIALTY PROGRAMS

	2012	2013	2014	2015	2016	2017	2019	2020	2022	2023
Driving	59	60	65	57	66	66	40	45	42	32
PT, OT, SLP, Rec. Therapy Program	237	243	237	217	216	205	136	346	117	293
Equine-Assisted Learning	281	303	335	333	357	362	331	119	311	307
Psychotherapy/Counseling	125	129	149	143	155	158	137	147	118	123
Interactive Vaulting	48	39	47	32	40	31	20	24	15	18
Veterans Programs	233	267	317	315	335	316	280	267	236	231

## PARTICIPANTS BY AGE



# OF VETERANS SERVED

**5210**

TOTAL # OF PARTICIPANTS

**46,629**

AVG # PER CENTER

**88.14**

CENTERS WITH WAITING LISTS

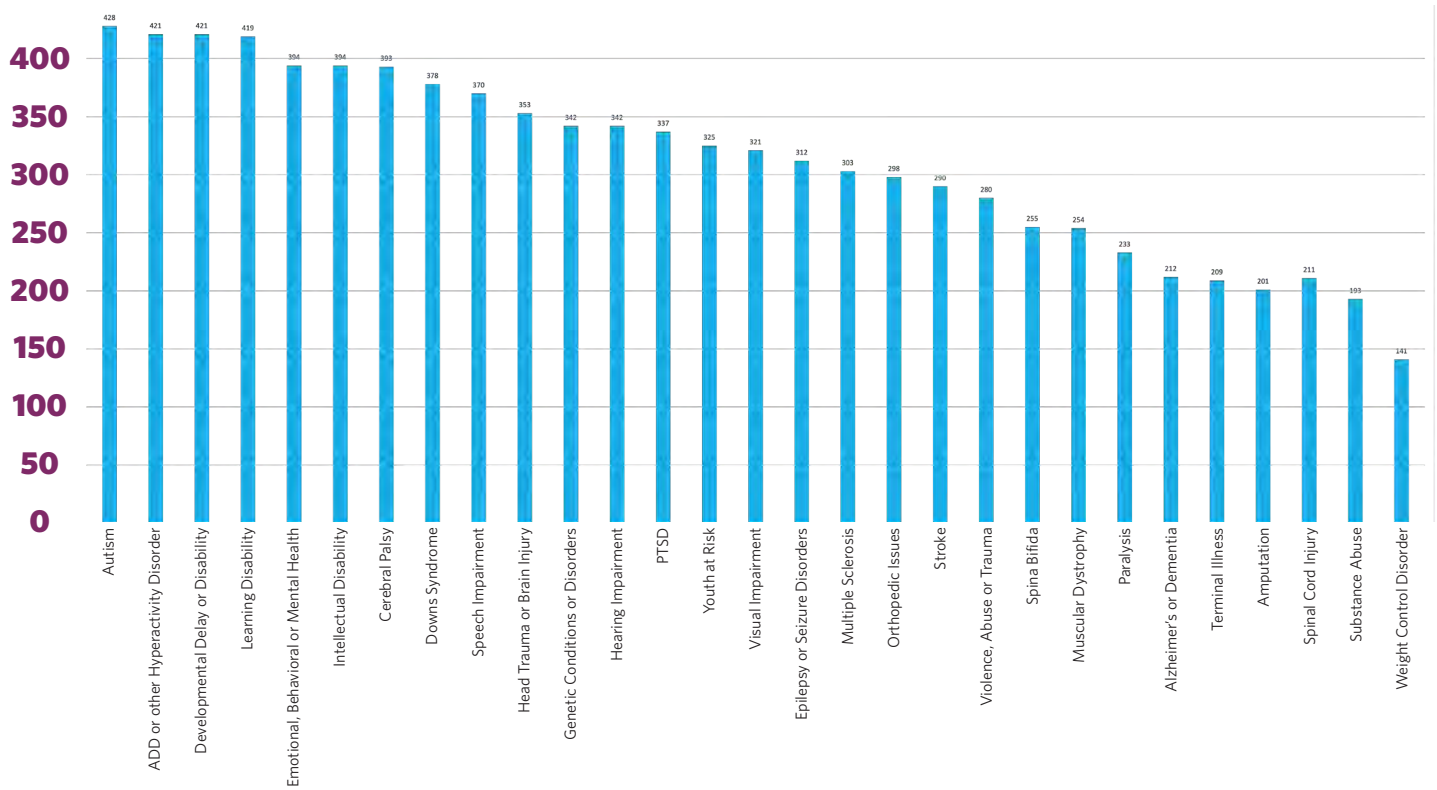
**277**

INDIVIDUALS ON WAITING LISTS

**8924**



# SPECIAL NEEDS SERVED



## CENTERS PARTNERING WITH COMMUNITY ORGANIZATIONS

	2011	2012	2013	2014	2015	2016	2017	2019	2020	2022	2023
Schools/Universities	371	444	467	486	459	512	477	321	326	293	262
Rehab Centers	179	219	227	243	224	268	244	157	170	137	129
Group Homes	388	444	471	475	450	476	463	313	328	297	256
Govt. Agencies	221	269	270	297	263	312	294	164	166	143	136
Nursing Homes	71	92	102	120	126	154	166	125	134	111	102
Hospices	42	44	61	70	70	85	82	54	57	52	57
Hospitals	124	141	150	163	157	163	154	108	117	109	95
Leadership Programs	-	162	216	241	247	287	284	152	160	145	137
Wellness Programs	-	76	109	135	138	159	158	137	138	124	117

# 2022 Center DEI Demographics

Total Centers Reporting Renewal Data	<b>509</b>
Total Centers Reporting DEI Demographics	<b>167</b>
Number of Employees for Centers with DEI Demographics	<b>1,162</b>
Number of Volunteers for Centers with DEI Demographics	<b>14,146</b>
Number of Participants for Centers with DEI Demographics	<b>17,665</b>

Center Staff	Average % of Staff	# of Centers Reporting > 0% of staff	# of Centers Reporting
Another race or ethnicity	6.38%	15	42
Asian	2.28%	13	55
Black or African American	3.98%	18	61
Hawaiian, other Pacific Islander	0.12%	3	34
Hispanic or Latino	4.90%	34	66
Middle Eastern or North African	0.13%	3	39
Multiracial or Multiethnic	5.48%	19	52
Native American or Alaska Native	0.97%	8	39
White/Caucasian	87.34%	150	153

Center Board Make-Up	Average % of Staff	# of Centers Reporting > 0% of staff	# of Centers Reporting
Another race or ethnicity	4.85%	11	39
Asian	0.80%	5	28
Black or African American	6.17%	17	47
Hawaiian, other Pacific Islander	0%	29	29
Hispanic or Latino	6.78%	31	54
Middle Eastern or North African	0.94%	3	31
Multiracial or Multiethnic	6.83%	10	35
Native American or Alaska Native	0.81%	3	31
White/Caucasian	87.34%	129	131

# 2022 Center DEI Demographics

## Center Volunteers

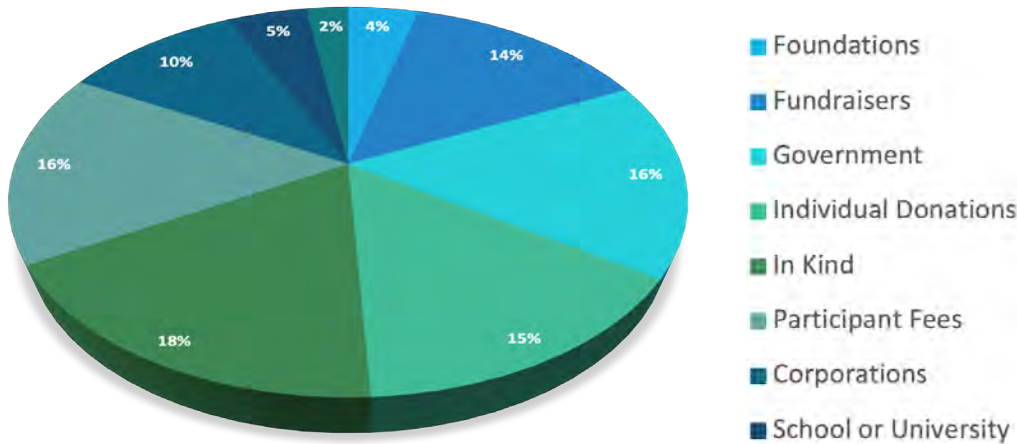
	Average % of Staff	# of Centers Reporting > 0% of staff	# of Centers Reporting
Another race or ethnicity	9.88%	24	40
Asian	3.58%	39	55
Black or African American	5.73%	55	71
Hawaiian, other Pacific Islander	0.41%	3	27
Hispanic or Latino	8.44%	59	70
Middle Eastern or North African	2.13%	19	38
Multiracial or Multiethnic	8.39%	38	52
Native American or Alaska Native	1.00%	7	29
White/Caucasian	80.20%	119	123

## Center Participants

	Average % of Staff	# of Centers Reporting > 0% of staff	# of Centers Reporting
Another race or ethnicity	7.44%	26	46
Asian	3.94%	67	79
Black or African American	8.76%	94	103
Hawaiian, other Pacific Islander	0.58%	8	31
Hispanic or Latino	11.18%	93	100
Middle Eastern or North African	2.16%	20	45
Multiracial or Multiethnic	7.40%	59	68
Native American or Alaska Native	1.23%	17	35
White/Caucasian	72.44%	129	130



# FUNDING SOURCES



## # OF CENTERS IN BUDGETS BETWEEN



\$0-\$999	2	\$100,000-\$149,999	67
\$1,000-\$9,999	28	\$150,000-\$199,999	23
\$10,000-\$19,999	44	\$200,000-\$499,999	106
\$20,000-\$49,999	31	\$500,000-\$1 million	57
\$50,000-\$99,999	69	OVER 1 million	29

## CENTER BUDGETS BY SIZE



	0-25K	25K-149,999	150K-299,999	300K-1M	OVER 1M
2011	244	243	85	71	10
2012	270	287	98	77	14
2013	280	276	104	84	15
2014	256	294	106	96	16
2015	215	295	93	97	20
2016	215	318	105	109	20
2017	213	306	99	111	20
2019	131	264	88	104	28
2020	141	226	100	115	25
2022	101	182	102	100	22
2023	113	178	83	103	29

**\$172,055,057**

TOTAL BUDGET FOR ALL PATH INTL. CENTERS

**Professional Certifications:** Three levels of riding instructor certification, two levels of driving certification, one level of interactive vaulting certification, and the equine specialist in mental health certification, ensure the public that service providers have the skill and knowledge to provide safe and effective services.

**Accreditation:** The PATH Intl. Center Accreditation process ensures that member centers strive for the highest level of safety and proficiency.

**International/Regional Conferences:** The PATH Intl. Conference offers academic sessions with CEUs for instructor compliance, hands-on demonstrations at the Preconference and networking opportunities. PATH Intl. Regional Conferences offer a more intimate, local conference experience within each region for members to attend educational seminars, connect with others in their geographical region, receive updates on safety standards and share teaching ideas. The region conferences are also excellent outreach opportunities to gain new members and promote awareness of PATH Intl.

**Communications:** The award-winning *PATH Intl. Strides* magazine, PATH Intl. eNews, PATH Intl. Education eNews, Facebook, Twitter, Instagram and LinkedIn provide valuable education information and updates to the PATH Intl. membership and EAS enthusiasts. Additionally, pathintl.org offers an indispensable tool for communication with the PATH Intl. membership and the general public.

**Industry and Association Awareness:** Through partnerships, advertising, speaking engagements, attendance at tradeshow and conventions, the PATH Intl. presence is furthering awareness of EAS and most importantly educating about the vital role PATH Intl. plays in credentialing member centers and professionals. PATH Intl. has presented or had a booth at the American Psychological Association, American Academy of Family Practitioners, American Therapeutic Recreation Association (ATRA), the Air Force Wounded Warrior Programs (AFW2), CARE Fair, All-American Quarter Horse Congress and Equine Affaires in Massachusetts and Columbus, resulting in tens of thousands of individuals having an increased awareness of the industry and association.

**Mentor Training:** The PATH Intl. Mentor Training Workshop assists Instructors-In-Training to link with highly qualified PATH Intl. Certified Instructors to fulfill the required mentored hours for the certification process. This is accomplished by training current PATH Intl. Certified Instructors about the needs of mentees and the responsibilities of being a mentor.

**Distance Education:** Online courses are currently being offered along with webinars and many session recordings from PATH Intl. conferences. More online offerings are continuing to be made available.

#### MEMBERS PER STATE

	Individuals	Centers	Premier Accredited Centers
Alabama	10	6	4
Alaska	47	4	-
Arizona	18	9	4
Arkansas	83	4	2
Armed Forces Europe Arkansas	1	-	-
British Columbia	1	1	-
California	259	38	17
Colorado	167	21	7
Connecticut	71	8	6
Delaware	30	3	1
Florida	223	39	14
Georgia	92	17	7
Hawaii	11	3	-
Idaho	32	5	2
Illinois	109	16	9
Indiana	86	10	7
Iowa	32	6	1
Kansas	26	8	2
Kentucky	57	12	4
Louisiana	25	10	1
Maine	27	2	2
Maryland	95	10	9
Massachusetts	104	7	6
Michigan	72	11	6
Minnesota	57	8	5
Mississippi	10	4	1
Missouri	45	10	5
Montana	28	5	2
Nebraska	11	-	-
Nevada	16	4	2
New Hampshire	45	5	4
New Jersey	101	16	9
New Mexico	29	4	1
New York	179	15	10
North Carolina	153	19	13
North Dakota	21	5	1
Ohio	131	16	15
Oklahoma	36	11	2
Ontario	57	1	-
Oregon	148	4	3
Pennsylvania	20	23	8
Puerto Rico	2	-	-
Queensland	-	1	-
Rhode Island	21	1	2
South Carolina	54	7	4
South Dakota	7	2	-
Tennessee	73	17	4
Texas	362	45	24
Utah	30	5	1
Vermont	30	4	2
Virginia	139	14	13
Washington	104	19	4
West Virginia	29	2	2
Wisconsin	89	20	3
Wyoming	26	3	3

#### INTERNATIONAL MEMBERS

	Individuals	Centers	Premier Accredited Centers
Australia	7		
Canada	51		
Cayman Islands	1		
Costa Rica	1		
Croatia	1		
Germany	1		
Iceland	1		
Ireland	1		
Israel	2		
Japan	1		
Korea, Republic of	5		1
Netherlands	1		
Norway	1		
Singapore	2		
South Africa	1		
United Arab Emirates	2		
United Kingdom	3	1	1
Zimbabwe		1	

*PATH Intl. is a 501 (c)(3) organization. Professional Association of Therapeutic Horsemanship International®, PATH Intl.®, and the PATH Intl. logo are PATH Intl. registered trademarks and may not be used without PATH Intl. permission. Use of ® above indicates trademarks in the U.S. and elsewhere.*



## PATH Intl. Core Values

**Access and inclusion**—promoting diversity and opportunity in equine-assisted activities

**Compassion and caring**—providing a culture of safety, understanding, and ethical treatment of humans and horses engaged in equine-assisted services

**Cooperation and collaboration**—connecting and partnering with those who share the PATH Intl. vision in a mutually beneficial manner

**Education**—sharing valued knowledge with our constituents to facilitate their success

**Excellence**—promoting quality in all undertakings

**Innovation**—encouraging and supporting creativity, inquiry and cutting-edge research

**Integrity and accountability**—ensuring that all business is based on ethical principles and conducted with transparency

**Professionalism**—enhancing the value and credibility of the industry

**Service**—providing effective and responsive information and programs to our constituents

**Holism**—promoting an awareness of body, mind and spirit in equine-assisted services

## PATH Intl. Sponsors

### Platinum

Chariot Innovations  
Zoetis

### Gold

CommonTeri Services  
Markel Insurance  
Purina

### Silver

Equisure

### Bronze

Adequan  
Leadership Adventures  
SmartPak

### Pewter

Breyer  
Volunteer Scheduler Pro  
WESA

### Copper

CastleBranch

### Media

Equine Network

### In-Kind Donors

Equicizer  
Equine Network



PO Box 33150  
Denver, CO 80233  
(800) 369-7433  
[www.pathintl.org](http://www.pathintl.org)