

PREPARING FOR THE CTRI EXAM

Dionne Newton

PATH Intl. Advanced Instructor
CTRI, ESMHL, Mentor

2023 Region 7 Conference



PATH Intl. Certified Therapeutic Riding Instructor (CTRI®) **CANDIDATE HANDBOOK**

From policy and application to tips and resources,
this handbook is your guide to PATH Intl. CTRI® certification.

path@pathintl.org | www.pathintl.org



CTRI EXAM OVERVIEW

- Policies and Procedures
- Resources
- Study Tips
- Test Taking Tips

POLICIES AND PROCEDURES

- Applications must be submitted 90 days prior to intended exam date
- Accommodation requests must also be submitted 90 days prior to intended exam date
 - Separate testing room
 - Extra testing time
 - A reader or recorder
 - A translator (exam is only offered in English)
- Allow 60 days for application review

2023 APPLICATION DEADLINES AND TESTING DATES

4

TWO WEEK
TESTING
WINDOWS
PER YEAR



ACCEPTING
APPLICATIONS
THROUGH
MARCH 10, 2023

June 3-18, 2023
Testing Window

ACCEPTING
APPLICATIONS
THROUGH
JUNE 16, 2023

Sept.9-24, 2023
Testing Window

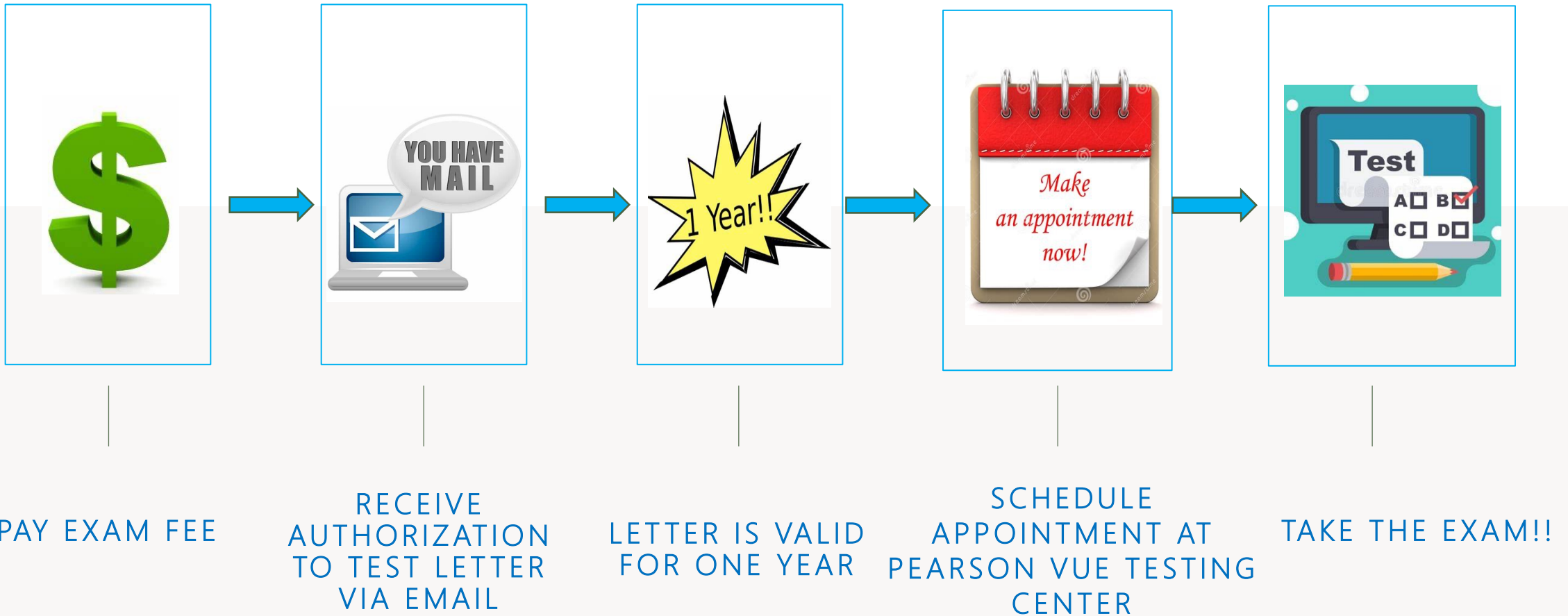
ACCEPTING
APPLICATIONS
THROUGH
SEPT. 2, 2023

Nov.25 –
Dec. 10, 2023
Testing Window

ACCEPTING
APPLICATIONS
THROUGH
NOVEMBER
(TBD)

February, 2023
Testing Window
(TBD)

ONCE APPLICATION IS ACCEPTED...



[HTTP://WWW.PEARSONVUE.COM](http://www.pearsonvue.com)
- CTRI CERTIFICATION

*See Certification Exam Policies in the CTRI Handbook for more information (pg. 10 – 13)

EXAM DETAILS

- Closed book, proctored computer based exam
- 90 minute time limit
- 85 multiple choice questions, only 80 are scored (5 are beta questions)
- Questions cover the 5 domains of knowledge
 - Equine Handling-13.75%
 - Participant and Volunteer Management – 23.75%
 - Lesson Management – 27.5%
 - Risk Management – 22.5%
 - Riding Theory – 12.5%
- Candidate must earn 250/300 possible points for a passing score

MORE EXAM DETAILS



Certified Therapeutic Riding Instructor (CTRI) Score Report

Candidate Name: Carrie Drum Exam Date: 02-04-2023 Exam Site: 47010
Candidate ID: PTIPATH0000008001407
Registration #: 440272977
Scaled Exam Score: ██████████

Congratulations on successfully completing the Certified Therapeutic Riding Instructor (CTRI) examination.

This is your UNOFFICIAL score report. Official results will be mailed from the PATH Intl. office approximately six (6) weeks after the date of your examinations.

The passing score for the CTRI exam is 250. If you have any questions or comments about this examination, please contact

PATH Intl. NTL.
Credentialing Department
(303) 452-1212
CTRICertification@pathintl.org

Please note that Pearson VUE personnel cannot answer questions with regard to exam content and score information (i.e., scaled scores).

Results by Content Area

Diagnostic Information

Equine Handling
Participant and Volunteer Management
Lesson Management
Risk Management

Feedback

Competent
Mastered
Mastered
Competent

- Results are given immediately
- A report will indicate if candidate received a passing score
- Report will also rate performance in each domain area, score is based on average of all areas
 - Needs review
 - Competent
 - Mastered
- If passing score is achieved, PATH Intl. will issue CTRI certification within 45 day
- If a passing score is NOT achieved, exam may be retaken once during the same testing window
 - Must have valid Authorization to Test letter
 - Full exam fee must be paid prior to retake



ANY QUESTIONS?????

WHERE DO I START?????



START
STUDYING
RIGHT
NOW!!!

- Don't wait until application is accepted! Start studying as soon as you make the decision to pursue CTRI certification!
- Many criteria assess hands-on knowledge and should be learned and practiced during supervised teaching hours
- Being able to apply book knowledge in a lesson setting will increase understanding and retention
- Connect with a knowledgeable mentor to help you study
- Find a CTRI study buddy or join a CTRI study group

GATHER YOUR RESOURCES



PATH Intl.
CTRI STUDY GUIDE

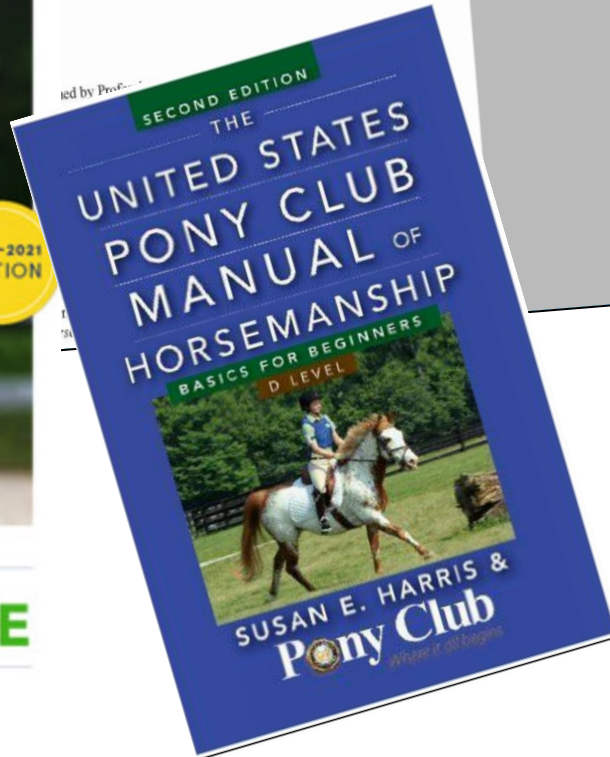
Practical concepts and tools for the PATH Intl. Certified Therapeutic Riding Instructor™ exam

2020-2021 EDITION



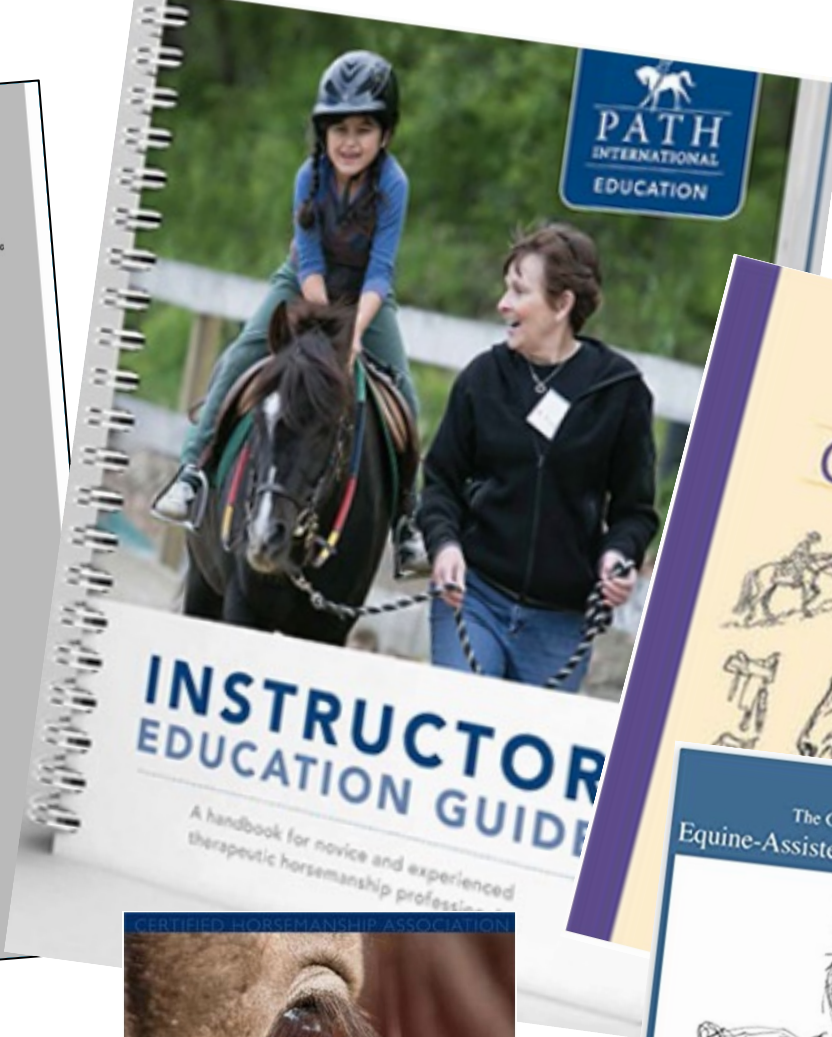
Professional Association of Therapeutic Horsemanship International Standards for Certification & Accreditation

2021 Edition




SECOND EDITION
THE UNITED STATES PONY CLUB MANUAL OF HORSEMANSHIP
BASICS FOR BEGINNERS
D LEVEL

SUSAN E. HARRIS & Pony Club
Where it all begins



INSTRUCTOR EDUCATION GUIDE

A handbook for novice and experienced therapeutic horsemanship professionals



THE EQUINE PROFESSIONAL MANUAL
The Art of Teaching Riding



Certified Horsemanship Association
HORSEMANSHIP COMPOSITE MANUAL

The Comprehensive Guide to Equine-Assisted Activities and Therapies



Dewkett, M.N., Brady, H.A., Hernandez, H.M.

YOUR GREATEST RESOURCE IS AN EXPERIENCED MENTOR

- Verify potential mentor's qualifications with the PATH Intl. office
- Much of the training needed to become a safe, effective instructor now falls on the mentors
 - No required On-site workshop
 - PATH Intl. will soon offer a Intro to Therapeutic Riding workshop
 - Instructor education workshops offered by individuals/centers
- What is their availability?
- Do they charge for mentoring?
- Are there any pre-requisites such as volunteering first?

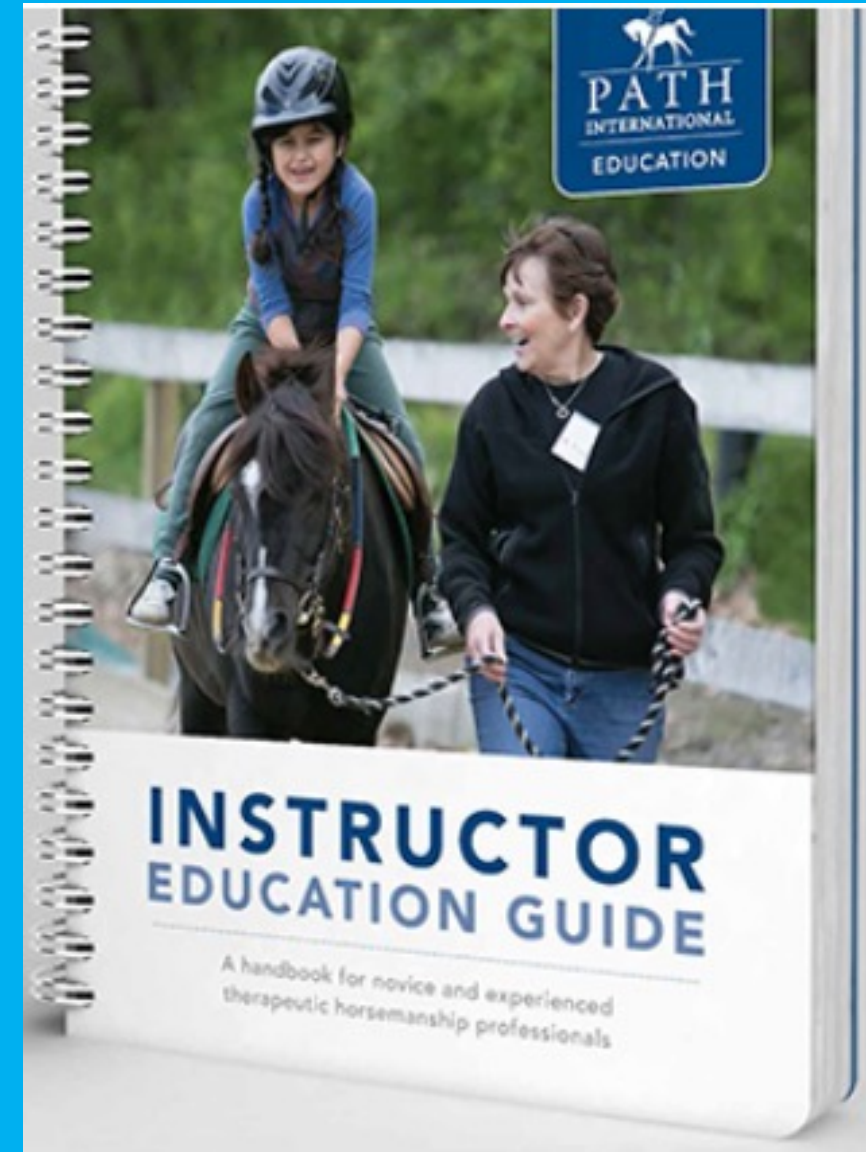
- Discuss their comfort level and knowledge of each component of the CTRI certification process
- You may need more than one mentor to successfully complete the process
 - Can they prepare you to teach?
 - Can they supervise your teaching hours?
 - Can they successfully guide you through the teaching video?
 - Can they help you submit the application?
 - Can they assist with preparing for the CTRI exam?
- Observe them teaching
- Don't be afraid to work with multiple mentors



The PATH Intl. Instructor Education Guide

*(189 pages; download \$60 members/\$80 non-members,
Printed \$75 members/ \$95 non-members)*

- Fundamental knowledge for all adaptive riding instructors – similar to former OSWC manual
- More comprehensive than Study Guide
- Not arranged in the 5 content areas, but covers much of the same information
- Best option for Instructors-in-Training if only choosing one





The PATH Intl. Study Guide

*122 pages; download is \$129 PATH Intl. members/\$179 non-member,
Printed is \$149 members/\$199 non-members*

- Divided into the 5 content areas of the CTRI Exam
- Not all encompassing, but a good overview of each content area
- Helps understand what material each content area covers
 - (posture = risk management, saddle fit = lesson management)
- Links to many criteria points
- Good for understanding how to apply standards and criteria
- Many suggested activities to support learning throughout
- Contains Scenarios and scenario reviews

- Scenario questions to encourage you to test your knowledge, sample answers to scenario questions
- Contains practice exam questions at the end of each section
 - 5-8 per section, 28 total practice questions
 - Practice questions do not all come from the Study Guide content
 - Answer keys reference source of question/answer
- Excellent tables for quick reference (highlighted in green)
- Contains a glossary of equine, medical, and teaching terms that is useful
- Study tips section at the end of the Study Guide
- Excellent for mentors or candidates who do not have a strong mentor

PATH Intl. Standards for Certification and Accreditation

MUST HAVE – download free for PATH Intl. members, \$75 non-Members,
Print \$75 members/\$125 non-members
**I prefer the digital copy

- Be familiar with composition of a standard and interpretation
- Don't worry about memorizing standard numbers
- Know and be able to interpret and apply all *mandatory standards that apply to riding
 - Administrative Standards (2)
 - Facility Standards (2)
 - Equine Welfare and Management Standards (1)
 - Mounted Standards (3)
- Be familiar with all other applicable standards
- Study Precautions and Contraindications for most common diagnosis
- Make note of all BOLD statements throughout manual

**Professional
Association
of Therapeutic
Horsemanship
International
Standards
for Certification
& Accreditation**

2021 Edition




Published by Professional Association of Therapeutic Horsemanship International, a nonprofit organization. PATH Intl. ensures universal recognition of professional equine-assisted services and their transformative impacts that enrich lives.

© COPYRIGHT Professional Association of Therapeutic Horsemanship International. All rights reserved. No part of this book may be reproduced by any means, electronic, mechanical, recording or otherwise, without the prior written permission of Professional Association of Therapeutic Horsemanship International. Professional Association of Therapeutic Horsemanship International is not responsible for the use or misuse of information presented in the *Professional Association of Therapeutic Horsemanship International Standards for Certification & Accreditation*.

Certified Horsemanship Association (CHA)
Composite Horsemanship Manual

*\$74.95 for non-CHA members, \$36.95 for members
plus shipping, available on CHA website*

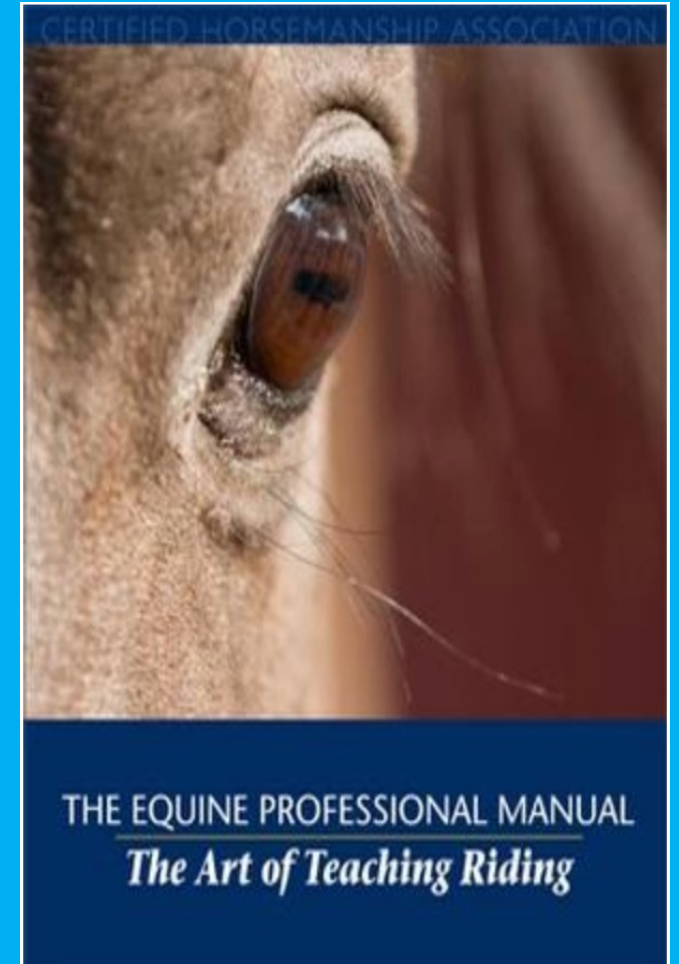


- Excellent resource for horsemanship, equine management, and some good examples of task analysis of basic riding skills
- Simple explanations and illustrations
- Written test at the end of each Level
- Not specific to adaptive riding/CTRI

The Equine Professional Manual: The Art of Teaching Riding

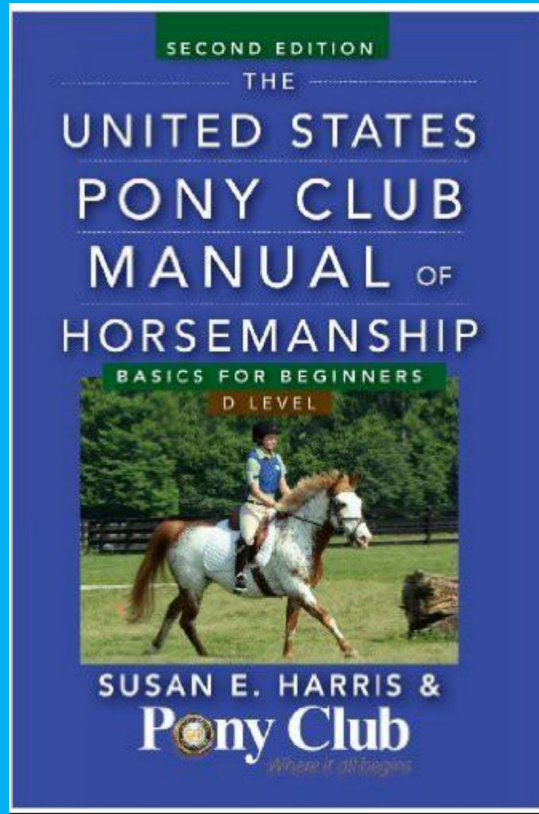
*208 pages - \$74.95 non-CHA members,
\$36.95 for CHA members, plus shipping, available on CHA website*

- Excellent resource for beginning instructors
- Covers many of domains of CTRI exam
 - Lesson Management
 - Participant Management
 - Risk Management
 - Equine Handling
- Not adaptive riding or CTRI exam specific



United States Pony Club Manual of Horsemanship – D Level

320 pages, \$25 on Amazon

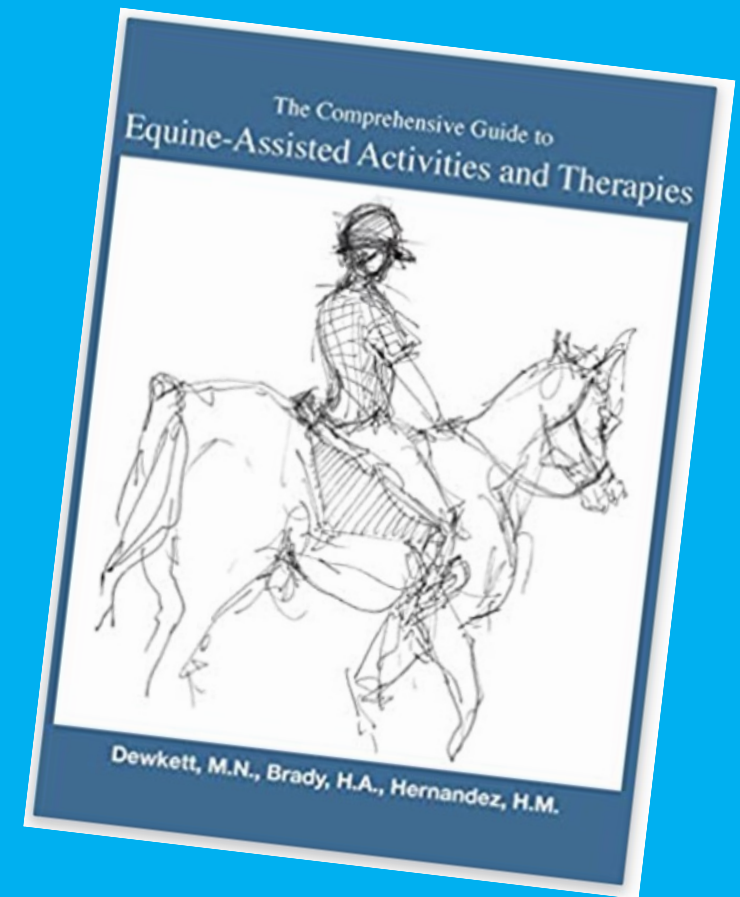


- Basic horsemanship, equine management, riding skills
- Easy to understand, good illustrations
- Not specific to adaptive riding/CTRI

The Comprehensive Guide to Equine Assisted Activities

731 pages, currently only available as e-book
(unless you want to spend \$990 for the hardcopy!)


- VERY comprehensive, think college text book
- Not necessary for entry level instructors or CTRI candidates, but excellent resource





YOU'VE GOT THE RESOURCES...

NOW START STUDYING!!





PATH Intl.
Certified Therapeutic
Riding Instructor (CTRI®)
Criteria

How to use this section:
The following standards
across 5 skill areas must be
demonstrated in order to
achieve certification.

FIRST THINGS FIRST

Create a study guide based on the CTRI Criteria

(pg. 74-81 in the CTRI Candidate Handbook)

*Source for some of the suggestions: Hoof Falls and Footfalls

Note that the criteria skill areas do NOT match up directly with the 5 content areas on the exam, but the relevant information is present for each content area within the criteria

Mark each criteria indicating knowledge and comfort level with the specific criterion

- 100% comfortable with, adequate knowledge (green)
- Some knowledge, but should review (yellow)
- Not comfortable with, lacking knowledge (red)

The PATH Intl. Certified Therapeutic Riding Instructor (CTRI) is a voluntary, entry-level credential for individuals in the equine assisted activities and therapies (EAAT) profession who provide riding instruction and therapeutic value to people with disabilities. This may include mounted or unmounted work partnering with an equine. PATH Intl. CTRIs have met established criteria and standards of practice in the field. They have demonstrated their knowledge of disabilities, equines, teaching and human-animal interactions.

CTRE - EQUINE MANAGEMENT

CTRE 1.0 PATH Intl. Standards

CTRE. 1.1 Know and implement PATH Intl. Standards and their interpretation for equine care, maintenance and usage.

CTRE. 1.2 Know and implement PATH Intl. Standards and their interpretation regarding the use of safety equipment and adaptive equipment.

CTRE 2.0 Breeds/Colors/Markings/Parts of the Horse

CTRE. 2.1 Identify an equine by age, color and markings, breed characteristics, height and weight.

CTRE. 2.2 Know the basic anatomic parts of the equine.

CTRE 3.0 Horse Senses and Behavior

CTRE. 3.1 Know the characteristics of the senses of the equine and how they contribute to equine behavior.

CTRE. 3.2 Know the behavioral characteristics of a lesson-ready equine.

CTRE. 3.3 Know how the senses of the equine and equine behavior affect the safety of the riding setting.

CTRE. 3.4 Identify stable vices, including cribbing, weaving, biting, kicking and wood chewing.

CTRE. 3.5 Recognize signs and causes of negative equine behaviors (including/not limited to biting, kicking, and crowding personal space).

CTRE. 3.6 Identify appropriate types of rewards for equine positive behaviors (including/not limited to release of pressure, verbal praise or pats/rubs.)

CTRE. 3.7 Identify equine behavior or body language that could signal a dangerous situation and know appropriate actions to take to protect the safety of people and equines.

CTRE 4.0 Feeds and Feeding

CTRE. 4.1 Know feed requirements of the equine, including hay, salt and minerals, grain, feeding intervals and water.

CTRE. 4.2 Recognize signs of poor quality feed.

CTRE 5.0 Stable Management

CTRE. 5.1 Identify appropriate protection for equines, including fly masks and bonnets, shelter and fly repellents.

CTRE. 5.2 Know equine manure handling methods for sanitary conditions of stall and turn out areas.

CTRE. 5.3 Identify bedding materials.

CTRE. 5.4 Identify potential stall hazards.

CTRE. 5.5 Know how to give an equine a bath.

CTRE. 5.6 Describe techniques used to warm up an equine prior to an EAAT session.

CTRE. 5.7 Describe techniques used to cool down an equine following a work session.

CTRE 6.0 Health and Sickness

CTRE. 6.1 Know and recognize the signs of:

- 1 behavior change
- 2 metabolic disorders
- 3 good health
- 4 laminitis
- 5 rabies
- 6 ringworm
- 7 infectious diseases
- 8 thrush
- 9 colic
- 10 weight issues
- 11 heat stroke
- 12 stress
- 13 dental problems

CTRE. 6.2 Know and recognize when an equine is unsound and how it may impact equine behavior.

CTRE. 6.3 Identify normal ranges and how to take TPR (temperature, pulse, respiration).

CTRE. 6.4 Describe programs and intervals for deworming, vaccination, hoof and teeth care programs to maintain equine health.

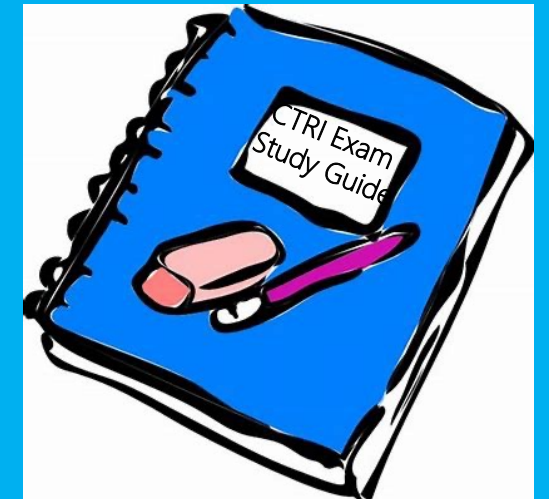
CTRE. 6.5 Know first-aid treatment for wounds.

CTRE 7.0 Grooming

- Study those you are least comfortable with first, then move on to the others
- Continue to review and put into practice criteria you are comfortable with as well as criteria you need more knowledge of
- Set aside regular study time, don't try to cram it all in the week before the exam

**Many of the criteria are hands-on so make sure you take your criteria study guide to the barn with you!*

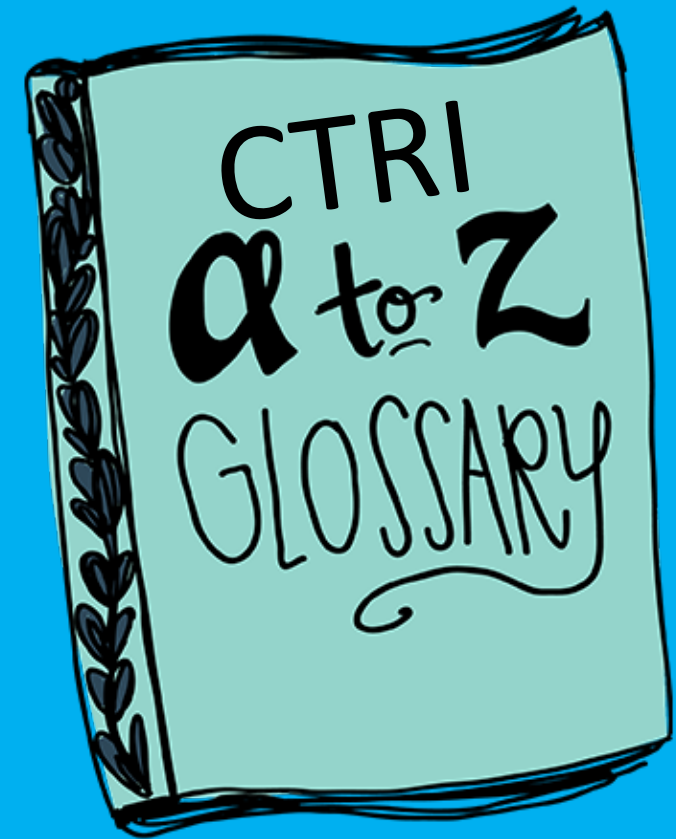
- Create study aids from your criteria study guide and other resources that work for your learning style
 - Creating the study aids forces you to research answers
 - Learning also happens as you create the study aids



Study Aid Ideas

- Create a “notebook” to keep your notes in as you prepare
- Make flash cards (free online apps)
- Make matching cards with terms/definitions
- Create sample questions (make your own at quizlet.com)
 - Verify answers to other CTRLI quizlets!!
- Create your own scenarios or use scenarios you have dealt with and research best practice on how to handle it
 - Discuss with your mentor (what, how, why!)
- Type a study guide with answers to each criteria item
- Do an audio recording of your study guide and answers to listen to while you drive

- Create your own “glossary of terms” for each section
 - Include “hints” that help you remember things
 - Antlers are at the front – anterior is towards the front
 - Lameness, “Head down, foot on the ground is sound”
 - Abductor vs adductor – if someone is abducted they are taken “away”
- Find a study partner and take turns asking questions from your resources or share the study aids you’ve created



Before you go....

- Carefully read all the requirements for testing day
 - CTRI Handbook pg. 10 – 13
 - Two forms of ID (at least one with a picture) – first and last name must match exactly the name used to register
- Take the test early in the testing window, that will allow time for an opportunity to retake the exam in the event you do not receive a passing score on your first attempt (but you will have to pay the full exam fee again)

Test Taking Tips

- Go through the test and answer all the questions you know for certain, then go back to those you are unsure of
 - You can flag questions and return to them later
- Do NOT overthink the questions
 - Base answers on the information given, don't read in extra information
 - Remember, these are entry level instructor questions
- Do NOT second guess yourself
 - Your first instinct is often correct
 - Only go back and change answers if something prompts you with the correct answer

More Test Taking Tips

- Read the questions very carefully and look for key words or phrases in the question
 - Absolutes
 - always, never, none, must, absolutely, all, every time, only
 - These words usually make the statement FALSE
 - Qualifiers
 - Frequently, usually, often, sometimes, occasionally, probably, likely, could, might, should, few, many, some
 - These words usually make the statement TRUE
 - Negatives
 - No, not, none, never
 - Prefixes like: il (illogical), un (uninterested), im (impatient)
 - Can reverse the meaning of the question
 - For example, "Which of the following is NOT an acceptable combination of footwear and stirrups?"
 - Distractors
 - Words that look similar to the word that is the correct answer
 - Ex. Hypo/hyper, adductor/abductor, anterior/posterior
 - Do not choose words you are not familiar with unless you know for certain all other answers are incorrect

And
finally...

- Choose the better option
 - Eliminate answers you know are not correct
 - Narrow down the answers to only 2
 - Chose the answer that is better (more often true)
 - Reread the question before making your final selection
- If you have time, go back over the test and reread each question to make sure you read it correctly
 - Again, do not change answers unless you misread the question or something has prompted you to choose a different answer (for example, another question mentioned the answer to it in some way)
 - Hit "SUBMIT" and wait for the "Congratulations on successfully completing the CTRI examination!"



515521187

Dionne Newton
abilitycenteredhorsemanship@gmail.com
(913) 660 - 5107

Additional resources:

PATH Intl. - <https://pathintl.my.site.com/path/s/store>

Saebra Pipoly - Hoof Falls and Footfalls : hooffallsandfootfalls.com
(Intuitive Instructor Club – paid membership)

Lessons in TR – lessonsintr.com

Dionne Newton - Ability Centered Horsemanship: abilitycenteredhorsemanship@gmail.com

HETRA University - <https://hetra.org/education/hetra-university/overview.html>

High Hopes - <https://highhopestr.org/training-education/workshops/high-hopes-webinars/>